

**Participation in NIRF  
2022-2023**



# National Institutional Ranking Framework

Ministry of Education

Government of India

Welcome to Data Capturing System: COLLEGE

## Submitted Institute Data for NIRF'2023'

Institute Name: St. Mira's College for Girls [IR-C-C-41421]

### Sanctioned (Approved) Intake

Academic Year	2021-22	2020-21	2019-20	2018-19	2017-18	2016-17
UG [3 Years Program(s)]	840	840	840	-	-	-
PG [2 Year Program(s)]	330	330	-	-	-	-

### Total Actual Student Strength (Program(s) Offered by Your Institution)

(All programs of all years)	No. of Male Students	No. of Female Students	Total Students	Within State (Including male & female)	Outside State (Including male & female)	Outside Country (Including male & female)	Economically Backward (Including male & female)	Socially Challenged (SC+ST+OBC Including male & female)	No. of students receiving full tuition fee reimbursement from the State and Central Government	No. of students receiving full tuition fee reimbursement from Institution Funds	No. of students receiving full tuition fee reimbursement from the Private Bodies	No. of students who are not receiving full tuition fee reimbursement
UG [3 Years Program(s)]	0	2092	2092	1999	87	6	1	443	133	8	71	232
PG [2 Year Program(s)]	0	245	245	242	3	0	1	48	0	0	1	48

### Placement & Higher Studies

#### UG [3 Years Program(s)]: Placement & higher studies for previous 3 years

Academic Year	No. of first year students intake in the year	No. of first year students admitted in the year	Academic Year	No. of students graduating in minimum stipulated time	No. of students placed	Median salary of placed graduates(Amount in Rs.)	No. of students selected for Higher Studies
2017-18	840	830	2019-20	528	49	252000(Two Lakh Fifty Two Thousand )	125
2018-19	840	747	2020-21	567	30	244000(Two Lakh Forty Four Thousand)	78
2019-20	840	803	2021-22	618	36	185000(One Lakh Eighty Five Thousand)	82

#### PG [2 Years Program(s)]: Placement & higher studies for previous 3 years

Academic Year	No. of first year students intake in the year	No. of first year students admitted in the year	Academic Year	No. of students graduating in minimum stipulated time	No. of students placed	Median salary of placed graduates(Amount in Rs.)	No. of students selected for Higher Studies
2018-19	240	133	2019-20	116	0	0(Zero)	0
2019-20	270	111	2020-21	101	13	261036(Two Lakh Sixty One Thousand Thirty Six)	0



2020-21	330	103	2021-22	89	8	250005(Two Lakh Fifty Thousand and Five)	4
---------	-----	-----	---------	----	---	--	---

Financial Resources: Utilised Amount for the Capital expenditure for previous 3 years

Academic Year	2021-22	2020-21	2019-20
	Utilised Amount	Utilised Amount	Utilised Amount
Annual Capital Expenditure on Academic Activities and Resources (excluding expenditure on buildings)			
Library	115614 (One Lakh Fifteen Thousand Six Hundred and Fourteen)	36033 (Thirty Six Thousand and Thirty Three)	201224 (Two Lakh One Thousand Two Hundred and Twenty Four)
New Equipment for Laboratories	0 (zero)	0 (zero)	0 (zero)
Other expenditure on creation of Capital Assets (excluding expenditure on Land and Building)	430531 (Four Lakh Thirty Thousand Five Hundred and Thirty One)	247353 (Two Lakh Fourty Seven Thousand Three Hundred and Fifty Three)	227565 (Two Lakh Twenty Seven Thousand Five Hundred and Sixty Five)

Financial Resources: Utilised Amount for the Operational expenditure for previous 3 years

Academic Year	2021-22	2020-21	2019-20
	Utilised Amount	Utilised Amount	Utilised Amount
Annual Operational Expenditure			
Salaries (Teaching and Non Teaching staff)	79713894 (Seven Crore Ninety Seven Lakhs Thirteen Thousand Eight Hundred and Ninety Four )	76189144 (Seven Crore Sixty One Lakhs Eighty Nine Thousand One Hundred and Forty Four)	75719406 (Seven Crore Fifty Seven Lakhs Nineteen Thousand Four Hundred and Six )
Maintenance of Academic Infrastructure or consumables and other running expenditures(excluding maintenance of hostels and allied services,rent of the building, depreciation cost, etc)	739734 (Seven Lakh Thirty Nine Thousand Seven Hundred and Thirty Four)	878812 (Eight Seven Lakh Eight Thousand Eight Hundred and Twelve )	1239185 (One Crore Twenty Three Lakhs Nine Thousand One Hundred and Eighty Five)
Seminars/Conferences/Workshops	28318 (Twenty Eight Thousand Three Hundred and Eighteen)	6200 (Six Thousand Two Hundred)	48854 (Fourty Eight Thousand Eight Hundred and Fifty Four)


PCS Facilities: Facilities of physically challenged students

1. Do your institution buildings have Lifts/Ramps?	Yes, more than 80% of the buildings
2. Do your institution have provision for walking aids, including wheelchairs and transportation from one building to another for handicapped students?	Yes
3. Do your institution buildings have specially designed toilets for handicapped students?	Yes, more than 80% of the buildings



Faculty Details

Srno	Name	Age	Designation	Gender	Qualification	Experience (In Months)	Currently working with institution?	Joining Date	Leaving Date	Association type
1	Mrs Anjali Kale	54	Assistant Professor	Female	M.Sc.	225	Yes	01-07-2004	--	Regular
2	Dr Gulshan Gidwani	66	Dean / Principal / Director / Vice Chancellor	Female	Ph.D	534	No	07-01-1978	30-04-2021	Regular
3	Dr Shalini Iyer	57	Associate Professor	Female	Ph.D	414	Yes	20-07-1988	--	Regular
4	Dr Soniya Chavan	61	Associate Professor	Female	Ph.D	336	No	05-12-1994	30-04-2021	Regular
5	Dr Rama Venkatachalan	54	Associate Professor	Female	Ph.D	324	Yes	20-12-1995	--	Regular
6	Dr Arwah Madan	49	Associate Professor	Female	Ph.D	327	Yes	15-09-1995	--	Regular

7	Dr Vaishali Diwakar	52	Associate Professor	Female	Ph.D	282	Yes	15-06-1999	--	Regular
8	Dr Jaya Rajagopalan	47	Associate Professor	Female	Ph.D	282	Yes	15-06-1999	--	Regular
9	Mrs Jyoti Chintan	44	Assistant Professor	Female	M.COM	267	Yes	16-09-2000	--	Regular
10	Dr Vaishali Joshi	51	Associate Professor	Female	Ph.D	258	Yes	28-06-2001	--	Regular
11	Dr Minakshi Wagh	51	Associate Professor	Female	Ph.D	244	Yes	06-08-2002	--	Regular
12	Ms Elizabeth Kanade	45	Assistant Professor	Female	M.COM	222	Yes	21-06-2004	--	Regular
13	Dr Dimple Buche	48	Assistant Professor	Female	Ph.D	198	Yes	19-06-2006	--	Regular
14	Dr Manisha Pimpalkhare	48	Assistant Professor	Female	Ph.D	186	Yes	15-06-2007	--	Regular
15	Dr Meenal Sumant	40	Assistant Professor	Female	Ph.D	162	Yes	22-06-2009	--	Regular
16	Dr Sangeeta Deshmukh	53	Assistant Professor	Female	Ph.D	150	Yes	15-06-2010	--	Regular
17	Mrs Hasina Shaikh	50	Assistant Professor	Female	M.A	150	Yes	15-06-2010	--	Regular
18	Ms Rajni Singh	39	Assistant Professor	Female	M. Phil	146	Yes	08-10-2010	--	Regular
19	Mrs Shanti Fernandes	48	Assistant Professor	Female	M.COM	145	Yes	19-11-2010	--	Regular
20	Dr Snober Satarwala	51	Assistant Professor	Female	Ph.D	143	Yes	24-01-2011	--	Regular
21	Ms Veena Kenchi	41	Assistant Professor	Female	M. Phil	94	Yes	10-02-2015	--	Regular
22	Dr Sandhya Pandit	42	Assistant Professor	Female	Ph.D	94	Yes	16-02-2015	--	Regular
23	Ms Manjita Kulkarni	34	Assistant Professor	Female	M.A	90	Yes	15-06-2015	--	Regular
24	Ms Deepa Krishnamurthi	38	Assistant Professor	Female	M.Sc.	85	Yes	20-11-2015	--	Regular
25	Mrs Suhaile Azavedo	50	Assistant Professor	Female	M.A	80	Yes	15-04-2016	--	Regular
26	Mrs Swatee Sarwate	47	Assistant Professor	Female	M.Sc.	222	Yes	01-07-2004	--	Regular
27	Mrs Gitanjali Phadnis	42	Assistant Professor	Female	M.Sc.	222	Yes	01-07-2004	--	Regular
28	Mrs Anitha Menon	50	Assistant Professor	Female	M. Phil	200	Yes	11-07-2005	--	Regular
29	Mrs Vrushali Paranjape	45	Assistant Professor	Female	M.Sc.	210	Yes	01-07-2005	--	Regular
30	Mrs Ashwini Kulkarni	42	Assistant Professor	Female	MCS	204	Yes	07-07-2005	--	Regular
31	Ms Smita Borkar	43	Assistant Professor	Female	MCS	217	Yes	12-12-2006	--	Regular
32	Ms Shubhangi Jagtap	39	Assistant Professor	Female	M.Sc.	201	Yes	18-07-2006	--	Regular
33	Mrs Swati Pulate	43	Assistant Professor	Female	MCA	169	Yes	27-06-2008		Regular
34	Mrs Alka Kalhapure	40	Assistant Professor	Female	M.Sc.	169	Yes	28-06-2008		Regular
35	Mrs Sharmin Palsetia	33	Assistant Professor	Female	M.A	73	Yes	24-06-2016		Regular

36	Ms Amruta Narke	37	Assistant Professor	Female	M.A	121	Yes	16-06-2012	--	Regular
37	Mrs Rekha Kankariya	49	Assistant Professor	Female	MBA	286	Yes	15-06-2009	--	Regular
38	Mrs Amrita Basu	49	Assistant Professor	Female	M.A.(Economics)	144	Yes	16-07-2010	--	Regular
39	Mrs Abhradita Nahvi	47	Assistant Professor	Female	MPM	139	Yes	06-01-2015	--	Regular
40	Mrs Deepanjali Mazumdar	42	Assistant Professor	Female	M.COM	200	Yes	22-11-2010	--	Regular
41	Mrs Deepali Agarwal	39	Assistant Professor	Female	MCA	174	Yes	01-07-2009	--	Regular
42	Mrs Monika Rajguru	40	Assistant Professor	Female	M. Phil	140	Yes	18-11-2010	--	Regular
43	Ms Komal Tujare	29	Assistant Professor	Female	M.A	84	Yes	11-01-2016	--	Regular
44	Ms Ekta Jadhav	33	Assistant Professor	Female	M.Ed	97	Yes	21-06-2017	--	Regular
45	Ms Shital Jadhav	43	Assistant Professor	Female	M. Phil	49	Yes	15-06-2018	--	Regular
46	Kajal Jaisinghani	47	Assistant Professor	Female	M.COM	61	Yes	15-06-2017	--	Regular
47	Ms Devinder Kaur	48	Assistant Professor	Female	M.LISc	194	Yes	02-05-2006	--	Regular
48	Ms Pooja Jain	29	Lecturer	Female	M.A	42	Yes	07-01-2019	--	Regular
49	Ms Elizabeth Varkey	30	Lecturer	Female	M.A	37	No	15-06-2019	31-01-2022	Regular
50	Ms Jyoti Amate	28	Assistant Professor	Female	M.Sc.	27	Yes	16-09-2020	--	Regular
51	Ms Annapoorni Pillay	40	Assistant Professor	Female	MBA	132	Yes	01-07-2021	--	Regular



# National Institutional Ranking Framework

Ministry of Education

Government of India

Welcome to Data Capturing System: OVERALL

## Submitted Institute Data for NIRF'2023'

Institute Name: St. Mira's College for Girls [IR-O-C-41421]

### Sanctioned (Approved) Intake

Academic Year	2021-22	2020-21	2019-20	2018-19	2017-18	2016-17
UG [3 Years Program(s)]	840	840	840	-	-	-
PG [2 Year Program(s)]	330	270	-	-	-	-

### Total Actual Student Strength (Program(s) Offered by Your Institution)

(All programs of all years)	No. of Male Students	No. of Female Students	Total Students	Within State (Including male & female)	Outside State (Including male & female)	Outside Country (Including male & female)	Economically Backward (Including male & female)	Socially Challenged (SC+ST+OBC Including male & female)	No. of students receiving full tuition fee reimbursement from the State and Central Government	No. of students receiving full tuition fee reimbursement from Institution Funds	No. of students receiving full tuition fee reimbursement from the Private Bodies	No. of students who are not receiving full tuition fee reimbursement
UG [3 Years Program(s)]	0	2092	2092	1999	87	6	1	443	133	8	71	232
PG [2 Year Program(s)]	0	245	245	242	3	0	1	48	0	0	1	48

### Placement & Higher Studies



### UG [3 Years Program(s)]: Placement & higher studies for previous 3 years

Academic Year	No. of first year students intake in the year	No. of first year students admitted in the year	Academic Year	No. of students admitted through Lateral entry	Academic Year	No. of students graduating in minimum stipulated time	No. of students placed	Median salary of placed graduates(Amount in Rs.)	No. of students selected for Higher Studies
2017-18	840	830	2018-19	0	2019-20	528	49	252000(Two Lakh Fifty Two Thousand Only)	125
2018-19	840	747	2019-20	0	2020-21	567	30	244000(Two Lakh Forty Four Thousand Only)	78
2019-20	840	803	2020-21	0	2021-22	618	36	185000(One Lakh Eighty Five Thousand Only)	82

### PG [2 Years Program(s)]: Placement & higher studies for previous 3 years

Academic Year	No. of first year students intake in the year	No. of first year students admitted in the year	Academic Year	No. of students graduating in minimum stipulated time	No. of students placed	Median salary of placed graduates(Amount in Rs.)	No. of students selected for Higher Studies
2018-19	240	133	2019-20	116	0	0(Zero)	0
2019-20	240	111	2020-21	101	13	261036(Two Lakh Sixty One Thousand Thirty Six)	0

2020-21	270	147	2021-22	89	8	250005(Two Lakh Fifty Thousand and Five)	4
---------	-----	-----	---------	----	---	--	---

Ph.D Student Details

Ph.D (Student pursuing doctoral program till 2021-22 Students admitted in the academic year 2022-23 should not be entered here.)			
		Total Students	
Full Time		0	
Part Time		0	
No. of Ph.D students graduated (including Integrated Ph.D)			
	2021-22	2020-21	2019-20
Full Time		0	0
Part Time		0	0
PG (Student pursuing MD/MS/DNB program till 2021-22 Students admitted in the academic year 2022 - 23 should not be entered here)			
Number of students pursuing PG (MD/MS/DNB) program			0
No. of students Graduating in PG (MD/MS/DNB) program			
2021-22	2020-21	2019-20	
0	0	0	

Online Education

1. Does all programs/courses were completed on time.	Yes		
2. Measures taken to complete the syllabus of courses and programs.	Teaching, Assessment and Evaluation continued to be partially though various online modes as and when required under the Government Directives for COVID19. Regular lectures along revision lectures as per time table were conducted through online as well in offline modes. Student -Faculty interaction continued through platforms such as Zoom, WebX and Google Meet to suit different requirements. The Course at all levels across streams was completed on time. Course Material and recorded lectures were made available through Moodle and Google Classroom. Internal assessment was completed with the use of various Online format to suit requirements of a variety of assignments across subjects. St. Mira's used a customized software with Proctoring facility for conduct of exam in Online mode as per Savitribai Phule Pune University directives. The curricular activities, the co-curricular and extra curricular activities continued to be conducted online whenever required. All efforts were made to interact with the learner through the online mode for all college related activities.		
3. The period of delay in completion of syllabus (in months).	0		
4. The period of delay in conducting exams (in months).	0		
Portal Name	No. of students offered online courses which have credit transferred to transcript	Total no. of online courses which have credit transferred to the transcript	Total no. of credits transferred to transcript
Swayam	0	0	0
5. No. of courses developed and available online on Swayam platform by your institution faculty	0		

Financial Resources: Utilised Amount for the Capital expenditure for previous 3 years

Academic Year	2021-22	2020-21	2019-20
	Utilised Amount	Utilised Amount	Utilised Amount
Annual Capital Expenditure on Academic Activities and Resources (excluding expenditure on buildings)			



Library	115614 (One Lakh Fifteen Thousand Six Hundred and Fourteen)	36033 (Thirty Six Thousand and Thirty Three)	201224 (Two Lakh One Thousand Two Hundred and Twenty Four)
New Equipment for Laboratories	0 (zero)	0 (zero)	0 (zero)
Engineering Workshops	0 (zero)	0 (zero)	0 (zero)
Other expenditure on creation of Capital Assets (excluding expenditure on Land and Building)	430531 (Four Lakh Thirty Thousand Five Hundred and Thirty One)	247353 (Two Lakh Fourty Seven Thousand Three Hundred and Fifty Three)	227565 (Two Lakh Twenty Seven Thousand Five Hundred and Sixty Five)

Financial Resources: Utilised Amount for the Operational expenditure for previous 3 years

Academic Year	2021-22	2020-21	2019-20
	Utilised Amount	Utilised Amount	Utilised Amount
Annual Operational Expenditure			
Salaries (Teaching and Non Teaching staff)	79713894 (Seven Crore Ninety Seven Lakhs Thirteen Thousand Eight Hundred and Ninety Four )	76189144 (Seven Crore Sixty One Lakhs Eighty Nine Thousand One Hundred and Fourty Four)	75719406 (Seven Crore Fifty Seven Lakhs Nineteen Thousand Four Hundred and Six )
Maintenance of Academic Infrastructure or consumables and other running expenditures(excluding maintenance of hostels and allied services,rent of the building, depreciation cost, etc)	739734 (Seven Lakh Thirty Nine Thousand Seven Hundred and Thirty Four)	878812 (Eight Seven Lakh Eight Thousand Eight Hundred and Twelve only)	1239185 (One Crore Twenty Three Lakhs Nine Thousand One Hundred and Eighty Five)
Seminars/Conferences/Workshops	28318 (Twenty Eight Thousand Three Hundred and Eighteen)	6200 (Six Thousand Two Hundred)	48854 (Fourty Eight Thousand Eight Hundred and Fifty Four)

IPR

Calendar year	2021	2020	2019
No. of Patents Published	0	0	0
No. of Patents Granted	0	0	0

Sponsored Research Details

Financial Year	2021-22	2020-21	2019-20
Total no. of Sponsored Projects	1	1	0
Total no. of Funding Agencies	1	1	0
Total Amount Received (Amount in Rupees)	400000	50000	0
Amount Received in Words	Four Lakhs Only	Fifty Thousand Only	Zero

Consultancy Project Details

Financial Year	2021-22	2020-21	2019-20
Total no. of Consultancy Projects	3	6	10
Total no. of Client Organizations	3	6	10
Total Amount Received (Amount in Rupees)	7800	1200	15000
Amount Received in Words	Seven Thousand Eight Hundred	One Thousand Two Hundred	Fifteen Thousand only

Executive Development Program/Management Development Programs

Financial Year	2021-22	2020-21	2019-20



Total no. of Executive Development Programs/ Management Development Programs	0	0	0
Total no. of Participants	0	0	0
Total Annual Earnings (Amount in Rupees)(Excluding Lodging & Boarding Charges)	0	0	0
Total Annual Earnings in Words	Zero	Zero	Zero

**PCS Facilities: Facilities of physically challenged students**

1. Do your institution buildings have Lifts/Ramps?	Yes, more than 80% of the buildings
2. Do your institution have provision for walking aids, including wheelchairs and transportation from one building to another for handicapped students?	Yes
3. Do your institution buildings have specially designed toilets for handicapped students?	Yes, more than 40% of the buildings

**Accreditation**


**NBA Accreditation**


1.Does your institute have a valid NBA Accreditation?	NO
---	----

**NAAC Accreditation**

1. Does your institute have a valid NAAC Accreditation?		YES	
Valid from	Valid upto	CGPA	
02-05-2017	01-05-2022	3.41	

**Faculty Details**

Srno	Name	Age	Designation	Gender	Qualification	Experience (In Months)	Currently working with institution?	Joining Date	Leaving Date	Association type
1	Dr Arwah Madan	49	Associate Professor	Female	Ph.D	327	Yes	15-09-1995	--	Regular
2	Dr Rama Venkatachalan	54	Associate Professor	Female	Ph.D	324	Yes	20-12-1995	--	Regular
3	Dr Vaishali Joshi	51	Associate Professor	Female	Ph.D	258	Yes	28-06-2001	--	Regular
4	Mrs Ashwini Kulkarni	42	Assistant Professor	Female	MCS	204	Yes	07-07-2005	--	Regular
5	Mrs Rekha Kankariya	49	Assistant Professor	Female	MBA	286	Yes	15-06-2009		Regular
6	Ms Amruta Narke	37	Assistant Professor	Female	M.A	121	Yes	16-06-2012		Regular
7	Ms Jyoti Amate	28	Assistant Professor	Female	M.Sc.	27	Yes	16-09-2020		Regular
8	Ms Smita Borkar	43	Assistant Professor	Female	MCS	217	Yes	12-12-2006	--	Regular
9	Dr Gulshan Gidwani	66	Dean / Principal / Director / Vice Chancellor	Female	Ph.D	534	No	07-01-1978	30-04-2021	Regular
10	Dr Sangeeta Deshmukh	53	Assistant Professor	Female	Ph.D	150	Yes	15-06-2010	--	Regular

11	Mrs Abhradita Nahvi	47	Assistant Professor	Female	MPM	139	Yes	06-01-2015	--	Regular
12	Mrs Deepanjali Mazumdar	42	Assistant Professor	Female	M.COM	200	Yes	22-11-2010	--	Regular
13	Mrs Sharmin Palsetia	33	Assistant Professor	Female	M.A	73	Yes	24-06-2016	--	Regular
14	Ms Deepa Krishnamurthi	38	Assistant Professor	Female	M.Sc.	85	Yes	20-11-2015	--	Regular
15	Ms Manjita Kulkarni	34	Assistant Professor	Female	M.A	90	Yes	15-06-2015	--	Regular
16	Dr Dimple Buche	48	Assistant Professor	Female	Ph.D	198	Yes	19-06-2006	--	Regular
17	Dr Sandhya Pandit	42	Assistant Professor	Female	Ph.D	94	Yes	16-02-2015	--	Regular
18	Kajal Jaisinghani	47	Assistant Professor	Female	M.COM	61	Yes	15-06-2017	--	Regular
19	Mrs Deepali Agarwal	39	Assistant Professor	Female	MCA	174	Yes	01-07-2009	--	Regular
20	Mrs Shanti Fernandes	48	Assistant Professor	Female	M.COM	145	Yes	19-11-2010	--	Regular
21	Ms Annapoorni Pillay	40	Assistant Professor	Female	MBA	132	Yes	01-07-2021	--	Regular
22	Ms Komal Tujare	29	Assistant Professor	Female	M.A	84	Yes	11-01-2016	--	Regular
23	Ms Veena Kenchi	41	Assistant Professor	Female	M. Phil	94	Yes	10-02-2015	--	Regular
24	Dr Manisha Pimpalkhare	48	Assistant Professor	Female	Ph.D	186	Yes	15-06-2007	--	Regular
25	Dr Snober Satarwala	51	Assistant Professor	Female	Ph.D	143	Yes	24-01-2011	--	Regular
26	Mrs Amrita Basu	49	Assistant Professor	Female	M.A.(Economics)	144	Yes	16-07-2010	--	Regular
27	Mrs Hasina Shaikh	50	Assistant Professor	Female	M.A	150	Yes	15-06-2010	--	Regular
28	Mrs Swatee Sarwate	47	Assistant Professor	Female	M.Sc.	222	Yes	01-07-2004	--	Regular
29	Ms Ekta Jadhav	33	Assistant Professor	Female	M.Ed	97	Yes	21-06-2017	--	Regular
30	Ms Rajni Singh	39	Assistant Professor	Female	M. Phil	146	Yes	08-10-2010	--	Regular
31	Dr Jaya Rajagopalan	47	Associate Professor	Female	Ph.D	282	Yes	15-06-1999	--	Regular
32	Dr Shalini Iyer	57	Associate Professor	Female	Ph.D	414	Yes	20-07-1988	--	Regular
33	Mrs Alka Kalhapure	40	Assistant Professor	Female	M.Sc.	169	Yes	28-06-2008	--	Regular
34	Mrs Gitanjali Phadnis	42	Assistant Professor	Female	M.Sc.	222	Yes	01-07-2004	--	Regular
35	Mrs Suhaile Azavedo	50	Assistant Professor	Female	M.A	80	Yes	15-04-2016	--	Regular
36	Ms Devinder Kaur	48	Assistant Professor	Female	M.LISc	194	Yes	02-05-2006	--	Regular
37	Ms Pooja Jain	29	Lecturer	Female	M.A	42	Yes	07-01-2019	--	Regular
38	Dr Minakshi Wagh	51	Associate Professor	Female	Ph.D	244	Yes	06-08-2002		Regular
39	Dr Vaishali Diwakar	52	Associate Professor	Female	Ph.D	282	Yes	15-06-1999		Regular
40	Mrs Anjali Kale	54	Assistant Professor	Female	M.Sc.	225	Yes	01-07-2004		Regular

41	Mrs Monika Rajguru	40	Assistant Professor	Female	M. Phil	140	Yes	18-11-2010	--	Regular
42	Mrs Vrushali Paranjape	45	Assistant Professor	Female	M.Sc.	210	Yes	01-07-2005	--	Regular
43	Ms Elizabeth Varkey	30	Lecturer	Female	M.A	37	No	15-06-2019	31-01-2022	Regular
44	Ms Shubhangi Jagtap	39	Assistant Professor	Female	M.Sc.	201	Yes	18-07-2006	--	Regular
45	Dr Meenal Sumant	40	Assistant Professor	Female	Ph.D	162	Yes	22-06-2009	--	Regular
46	Dr Soniya Chavan	61	Associate Professor	Female	Ph.D	336	No	05-12-1994	30-04-2021	Regular
47	Mrs Anitha Menon	50	Assistant Professor	Female	M. Phil	200	Yes	11-07-2005	--	Regular
48	Mrs Jyoti Chintan	44	Assistant Professor	Female	M.COM	267	Yes	16-09-2000	--	Regular
49	Mrs Swati Pulate	43	Assistant Professor	Female	MCA	169	Yes	27-06-2008	--	Regular
50	Ms Elizabeth Kanade	45	Assistant Professor	Female	M.COM	222	Yes	21-06-2004	--	Regular
51	Ms Shital Jadhav	43	Assistant Professor	Female	M. Phil	49	Yes	15-06-2018	--	Regular

